

Unit 5

National Geographic

Reach for Reading

2nd Grade
Mrs. Baker
Mrs. Elasky

Monday Unit 5 Introduction Everything Changes



Read Aloud - What Makes the Seasons Change

https://www.youtube.com/watch?v=g123oeOr_eQ&t=68s



Read Family Letter



NATIONAL GEOGRAPHIC **Reach** NEWSLETTER

Level C | Unit 5

Dear Family Member,

"Why is nature always changing?" That is the big question we are exploring in this unit. To answer it, we are reading, writing, and talking about cycles in nature, including weather and the seasons. Be a part of our exploration! With your student, read the New Words on the next page. Then follow these directions.

Directions:

1. Talk together about things that change in nature. Share what you know about why these changes happen. Try to use some of the New Words in your discussion.
2. Work together to make some notes about your discussion. On the lines below, write words, phrases, and sentences that tell your ideas about why nature changes. Use the New Words when you can.
3. Remind your student to bring the completed notes to class.

What We're Reading

"When the Wind Stops"

by Charlotte Zolotow

In this story, a mother explains that things in nature don't end. They only change or move on to another place.

"Day and Night"

by Glen Phelan

This article and experiment explain what causes the pattern of day and night.

"What Makes the Seasons?"

By Megan Montague Cash

This poem's speaker describes the four seasons and explains why Earth has them.

"A Winter Wonder"

by Tyrone Hayes, Ph.D.

In this article, Explorer Tyrone Hayes explains how the American wood frog adapts to changes in the seasons.

And more!

Vocabulary Words

New Words

Weeks 1 and 2

appear	moon	repeat
begins	motion	shadows
day	night	stars
Earth	observe	
ends	pattern	

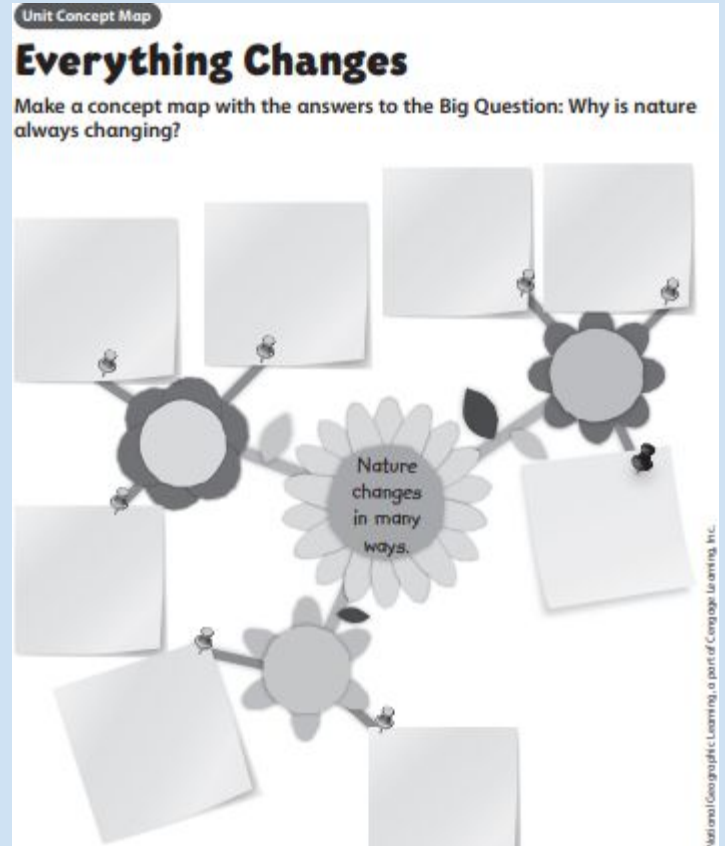
Weeks 3 and 4

affect	happen	spring
autumn	measure	summer
explain	reason	weather
fall	seasons	winter

Write

On the graphic organizer write down things that change in nature such as:

- Day and night
- Winter turns to spring
- Trees lose their leaves
-



Tuesday Day 1 Key Words

Key Words

The **moon**
and **stars**
come out at
night.



Day **begins**.

The sun moves
high in the
sky. **Shadows**
get short.



**What changes
happen on Earth
every day?**



The sun
moves lower
in the sky.
Shadows get
long.



The sun sets.

Day **ends**.
Night begins.



Talk Together

What do you see during the day? How is it different from what you can see at night?

Find the Theme of a story

Think about your favorite stories - what do they make you think about?

The author doesn't always say what the theme is. We have to look for clues to figure out the story's main message.

The theme is the main message of a story.

We have learned about the main idea in nonfiction stories and the moral of the story in fables. Now we are finding the

Short Story



A Night Under the Stars

Tonight Dad and I will sleep under the **stars**. We set up our tent in the backyard. Dad tells scary stories about a boy named Thomas. That's my name, too! The stories are scary, but I like them anyway. Dad and I talk and laugh until we fall asleep. Then we wake up with the sun.

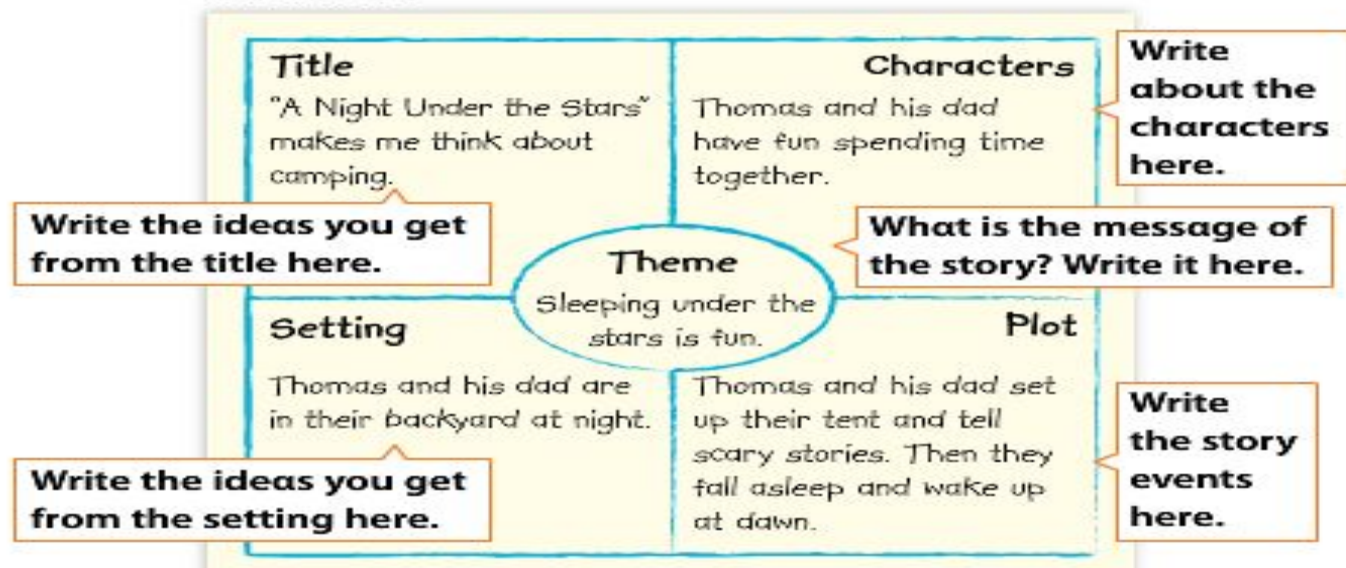
Theme

The **theme** of a story is its main message. Look for clues about the theme of the story below.

A Night Under the Stars



Theme Chart



My Favorite Story

Make a theme chart to tell the details about a favorite story.

Title	Characters
Setting	Plot

Theme

Listen to

<https://www.youtube.com/watch?v=q5uXp4694sE&t=190s>

After you listen to the Cloudy with a Chance of Meatballs, fill out the graphic organizer on your worksheet.

Wednesday

Types of Sentences - watch Brainpopjr

<https://jr.brainpop.com/readingandwriting/sentence/typesofsentences/>

Rewrite each sentence and add the punctuation at the end of the sentence.

A Glorious Trip!

Grammar Rules Kinds of Sentences

• Use a <u>period</u> at the end of a statement.	Sunrise is at 6:00 a.m. this morning.
• Use an <u>exclamation mark</u> at the end of an exclamation.	It's the most beautiful sunrise I've ever seen!
• Use a <u>period</u> or an <u>exclamation mark</u> at the end of a command.	Bring me my camera. Come quickly before it's gone!

Rewrite each sentence. Add a period or an exclamation mark.

1. We camped at the beach last night

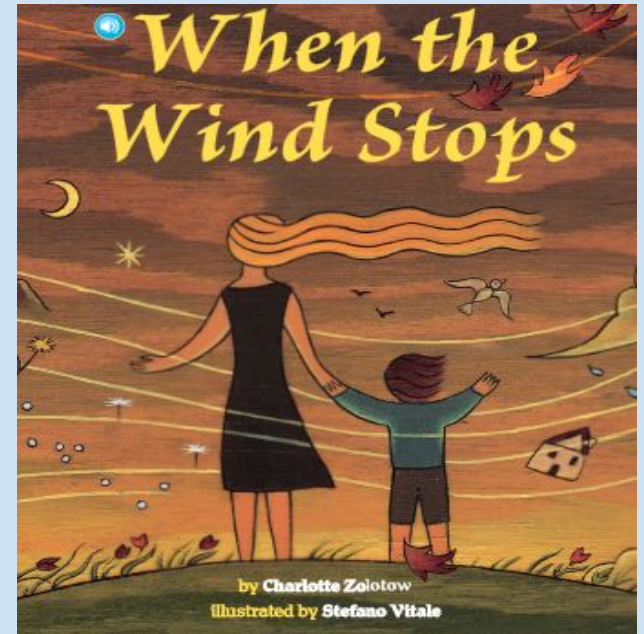
2. It was so exciting

3. The sunrise and sunset were amazing

4. Come with us next time

Thursday - Listen to When the Wind Stops

<https://www.youtube.com/watch?v=WeRxMjzh4kU&t=89s>



Friday

When the Wind Stops



1 A boy wonders why the day ends. His mother tells him that it is so a new night can begin. A new day begins in another place. She tells the boy nothing ever ends.



2 The boy wonders where the wind goes. His mother tells him it blows away to make the trees dance somewhere else. She tells him after a storm the rain goes back to the clouds.



3 The mother tells the boy that the end of autumn is the beginning of winter. The end of winter is the beginning of spring.



4 The boy learns that nature goes on and on. Nothing ever ends.

Read *When the Wind Stops* and highlight any vocabulary words from Monday.